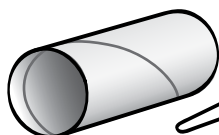





## 1 Make a pencil holder.


You need



toilet roll tube



scissors



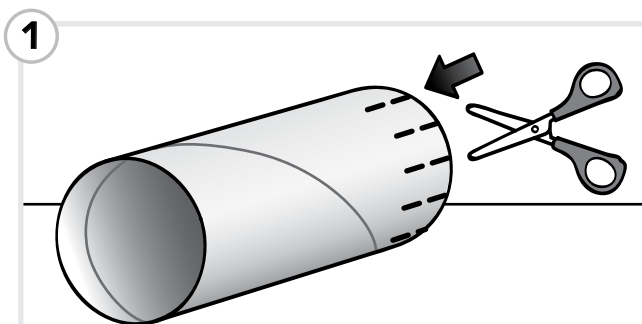
cardboard



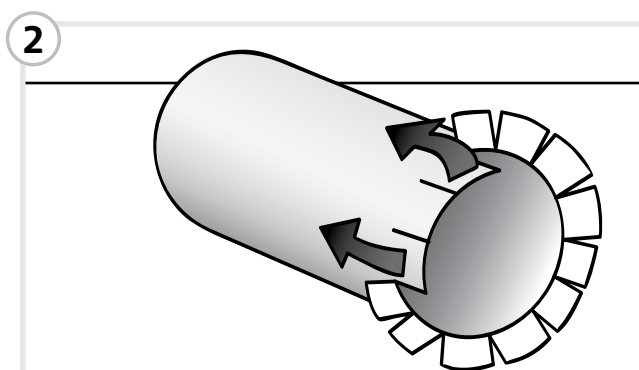
glue



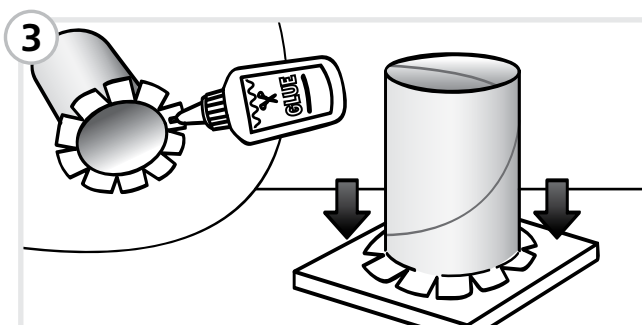
animal magazines



1 Cut flaps at the bottom of the toilet roll tube.



2 Fold the flaps out.




3 Glue the flaps on the piece of cardboard.



4 Cut out pictures of animals from magazines.



5 Glue the pictures on the tube.



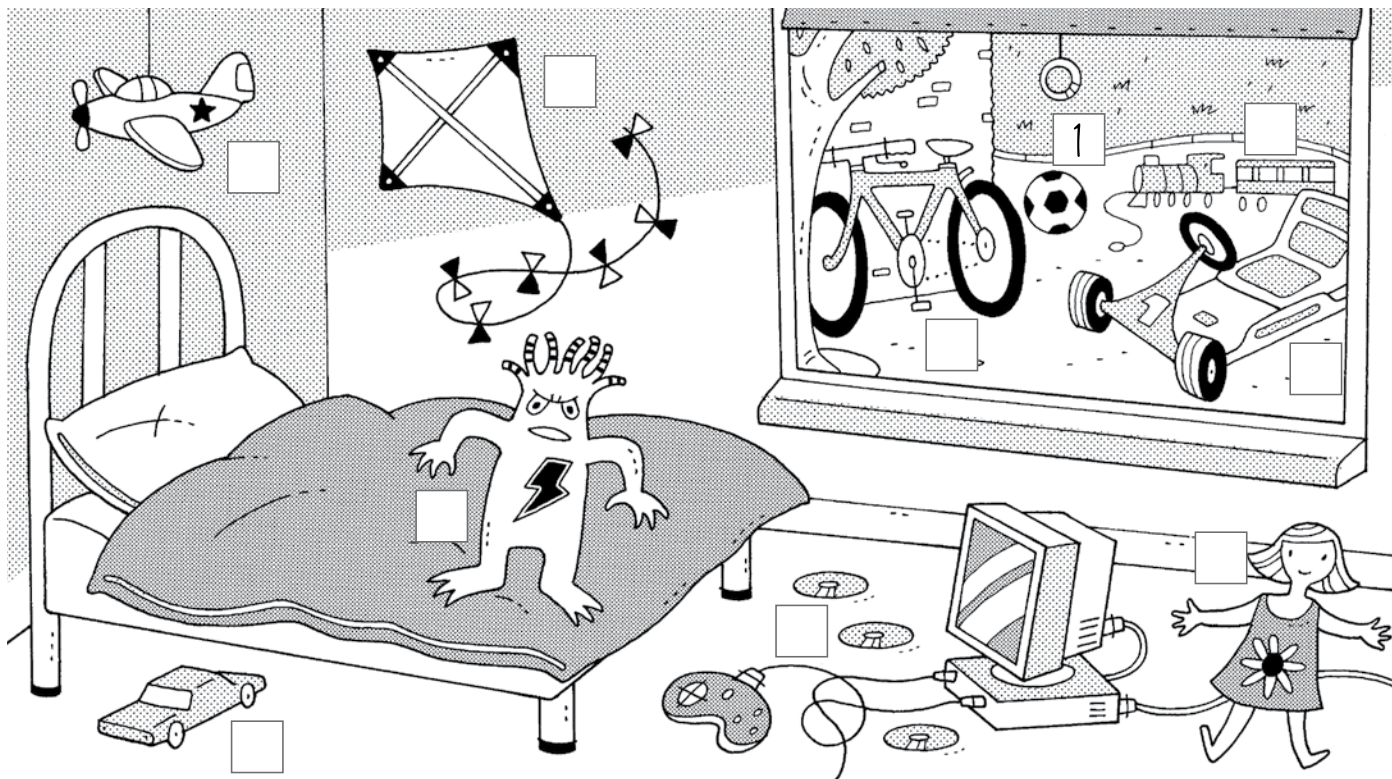
6 Now you have a pencil holder.

2

# Let's play!


1 CD1  
30

Listen and number.



2

Join the dots. What is it? \_\_\_\_\_



**1 Follow the lines. Write the words.**



Lisa



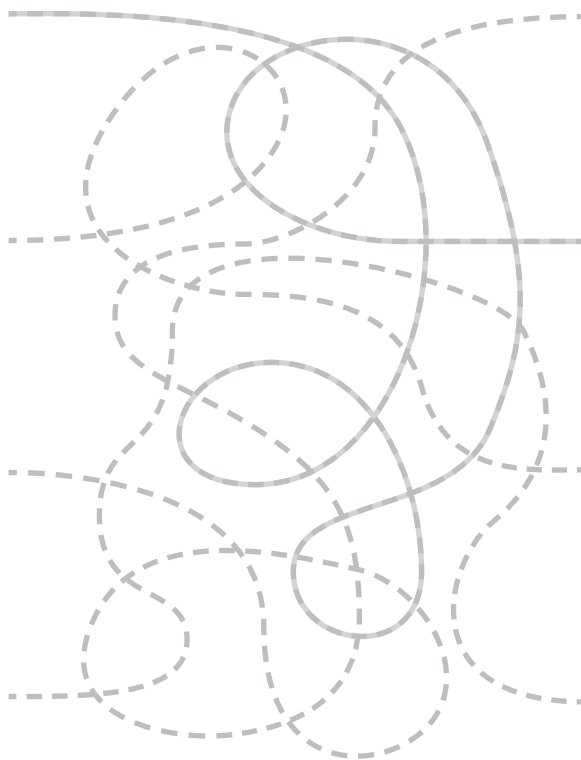
James



Naomi



Toby



- 1 Her name's Lisa. Her favourite toy is her go-kart .
- 2 His name's James. His favourite toy is his \_\_\_\_\_ .
- 3 Her name's Naomi. Her favourite toy is her \_\_\_\_\_ .
- 4 His name's Toby. His favourite toy is his \_\_\_\_\_ .

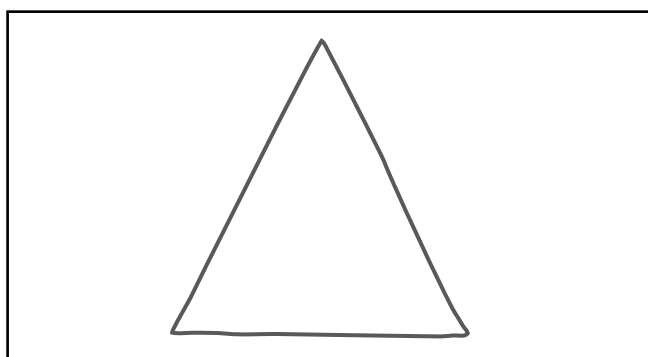
**2 Read and match. Write numbers.**

- |                             |                                      |
|-----------------------------|--------------------------------------|
| 1 What's her name?          | _____ She's seven.                   |
| 2 How old is Mary?          | _____ Her favourite toy is her doll. |
| 3 What's her favourite toy? | <u>1</u> Mary.                       |
| 4 What's his name?          | _____ Henry.                         |
| 5 How old is Henry?         | _____ His favourite toy is his bike. |
| 6 What's his favourite toy? | _____ He's six.                      |


**1**  **Listen and number.**



**2** **Read and draw.**



**1** a red triangle




**2** a green square



**3** a blue circle



**4** a pink parallelogram



**5** a yellow rectangle

**1** **Think!** Tick (✓) the picture you can make with the pieces of the tangram.

